

Phase I Enhanced Vapor Recovery System

Fill Side

Vapor Side



Emco Wheaton Retail Phase I Enhanced Vapor Recovery (EVR) Equipment CARB Executive Order VR-105

A1004EVR Series Spill Containment

Multi-Port
Direct Bury
Replaceable Direct Bury
Double Wall

A1100EVR Series

Overfill Prevention Valve

494096

Riser Seal

494118

Drain Valve

A0030-124S

Swivel Fill Adapter

A0097-005

Fill Cap

A0030-014

ATG Adapter

A0097-010

ATG Probe Adapter Cap

A0076-124S

Swivel Vapor Adapter

A0099-002, -003

Vapor Cap

A0079

Extractor Assembly

A0075

Ball Float Valve

Praxair Tracer Tight® Testing is a certified, approved and recommended method of testing of Emco Wheaton products and has met all requirements set forth by Emco Wheaton.

Phase I Enhanced Vapor Recovery System

A0097-005 Fill Cap

Provides vapor tight integrity, eliminating fugitive emissions. Complies with CARB cam and groove performance standard.



A0030-124S Swivel Fill Adapter

A 360° rotation prevents loosening of the adapter from the riser pipe. Complies with the EVR allowable maximum: 108 inch-pounds average static torque and 360° rotation. Field serviceable with o-ring kit 494301 and gasket kit 409628.



A0099-002 Vapor Cap

Provides vapor tight integrity, eliminating fugitive emissions. Complies with CARB cam and groove performance standard. A0099-003 includes a chain.



A0076-124S Swivel Vapor Adapter

A 360° rotation prevents loosening of the adapter from the riser pipe. Complies with the EVR allowable maximum: 108 inch-pounds average static torque and 360 degrees rotation. Field serviceable with o-ring kit 494301 and gasket kit 409628.



A0097-010 Automatic Tank Gauge (ATG) Probe Adapter Cap

For use with automatic tank gauge probes. Provides vapor tight integrity, eliminating fugitive emissions. Complies with CARB cam and groove performance standard. Leak tight cable connector.



A0030-014 Automatic Tank Gauge (ATG) Adapter

For use with automatic tank gauge probes.



494096 Riser Seal Assembly

Provides threaded pressure to seal the drop tube to the top of the fill riser, allowing the standing fuel and/or water to drain into the drop tube instead of the tank ullage. This eliminates a path for vapor emissions and complies with CARB Procedure CP-201 and all applicable CARB test procedures.



Tools

A0081-001C Adapter Wrench

For installation, torque tightening and removal of Emco Wheaton adapters.



493820 Drain Wrench

For installation and removal of the Emco Wheaton A1004 Spill Containment Drain Valve.



494120 Riser Seal Wrench

For installation and removal of the center insert of the Emco Wheaton Riser Seal.



494240 Swivel Adapter Torque Wrench

For verifying the static torque of the swivel adapter in accordance to CARB Test Procedure TP.201.IB.



494241 Spill Containment Wrench

For installation and removal of the Emco Wheaton A1004 Spill Containment.



566675 Drill Fixture

For accurately drilling the rivet holes on the top drop tube for the A1100 collar assembly.



Phase I Enhanced Vapor Recovery System

Multi-Port

A1004EVR-200 Series Multi-Port Spill Containment includes:

- A0717-200 Series Manhole Lid, Rim and Skirt
- A1004EVR-210 Product Containment
- A1004EVR-211 Vapor Recovery Containment

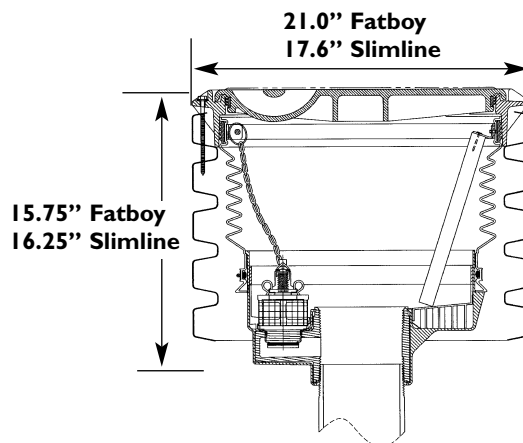


Model No.	Description	Rim O.D.
A1004EVR-237	Multi-port Spill Containment	40.50"
A1004EVR-242	Multi-port Spill Containment	45.25"
A1004EVR-248	Multi-port Spill Containment	48.00"

RETROFIT - Allows retrofitting many existing 37", 42" and 48" manholes without excavation. Rim and skirt not included.

A1004EVR-237R	Multi-port Spill Containment, Retrofit	40.50"
A1004EVR-242R	Multi-port Spill Containment, Retrofit	45.25"
A1004EVR-248R	Multi-port Spill Containment, Retrofit	48.00"

Direct-Bury



Model No.	Description	Rim Diameter	Lid Weight	Total Weight	Drain Type
A1004EVR-003	Fatboy, 4", 6 gallons	21.0"	22.0 lbs.	82.0 lbs.	Pull/Push
A1004EVR-004	Fatboy, 4", 6 gallons	21.0"	22.0 lbs.	82.0 lbs.	None
A1004EVR-005	Fatboy, 4" BSPT, 6 gallons	21.0"	22.0 lbs.	82.0 lbs.	Pull/Push
A1004EVR-006	Fatboy, 4" BSPT, 6 gallons	21.0"	22.0 lbs.	82.0 lbs.	None
A1004EVR-010	Slimline, 4", 6 gallons	17.6"	20.0 lbs.	56.0 lbs.	Pull/Push
A1004EVR-011	Slimline, 4", 6 gallons	17.6"	20.0 lbs.	56.0 lbs.	None
A1004EVR-012	Slimline, 4", BSPT, 6 gallons	17.6"	20.0 lbs.	56.0 lbs.	Pull/Push
A1004EVR-013	Slimline, 4", BSPT, 6 gallons	17.6"	20.0 lbs.	56.0 lbs.	None

Replacement Parts

493806	Lid & Seal, Slimline	565271	Rim Ductile, Fatboy
494118A	Pull/Push Drain Valve Kit w/Filter	566332	Lid, Fatboy
496841	Lid, Rim and Seal, Slimline	567166	Seal 493806 Lid

The A1004EVR Direct Bury Series on this page include the same features as the A1004 Slimline and Fatboy Series shown on pages 28-29. The EVR Series incorporate the 494118A Drain Assembly.

Phase I Enhanced Vapor Recovery System

AI004EVR-210 Series

Model No.	Description	Rim Diameter	Lid Weight	Total Weight	Drain Type
AI004EVR-210A	Direct Bury, 4", 6 gallons	17.8"	20 lbs.	95 lbs.	Pull/Push
AI004EVR-210AB	Direct Bury, 4" BSPT, 6 gallons	17.8"	20 lbs.	95 lbs.	Pull/Push
AI004EVR-211A	Direct Bury, 4", 6 gallons	17.8"	20 lbs.	95 lbs.	None
AI004EVR-211AB	Direct Bury, 4" BSPT, 6 gallons	17.8"	20 lbs.	95 lbs.	None
AI004EVR-210S	Double Wall, 4", 6 gallons	17.8"	20 lbs.	129 lbs.	Pull/Push
AI004EVR-210SB	Double Wall, 4" BSPT, 6 gallons	17.8"	20 lbs.	129 lbs.	Pull/Push
AI004EVR-211S	Double Wall, 4", 6 gallons	17.8"	20 lbs.	129 lbs.	None
AI004EVR-211SB	Double Wall, 4" BSPT, 6 gallons	17.8"	20 lbs.	129 lbs.	None

Replacement Parts

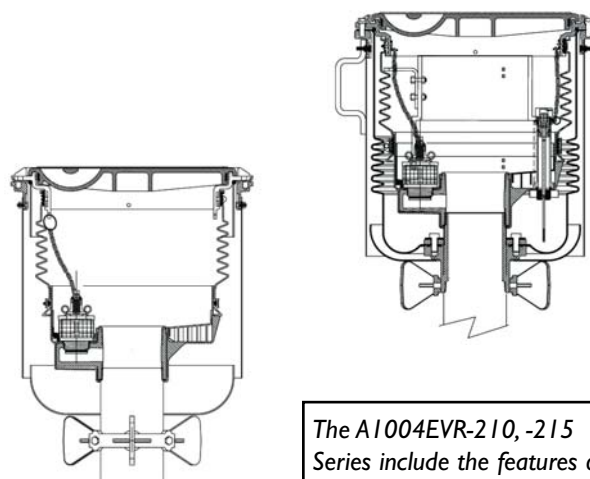
493806	Lid & Seal, Slimline
494118A	Pull/Push Drain Valve Kit w/Filter
494360EVR	-210A Primary Bellows Repair Kit
494466EVR	-211A Primary Bellows Repair Kit, No Drain
494350EVR	-210S Primary Bellows Repair Kit
494467EVR	-211S Primary Bellows Repair Kit, No Drain
494344EVR	-210S Secondary Bellows Repair Kit

Tools

A0081-001C	Wrench, Adapter
A0081-001H	Wrench, Primary Base Removal

Test Equipment for Double Wall Series

494343	Test Adapter
AI004-210TEST	Vacuum Apparatus w/Test Adapter



The AI004EVR-210, -215 Series include the features of the AI004-210, -215 Series as shown on pages 24-27. The EVR Series incorporate the 494118A Drain Assembly.

AI004EVR-215 Series

Model No.	Description	Rim Diameter	Lid Weight	Total Weight	Drain Type
AI004EVR-215A	Direct Bury, 4", 15 gallons	22.6"	30 lbs.	126 lbs.	Pull/Push
AI004EVR-215S	Double Wall, 4", 15 gallons	22.6"	30 lbs.	146 lbs.	Pull/Push
AI004EVR-216A	Direct Bury, 4", 15 gallons	22.6"	30 lbs.	126 lbs.	None
AI004EVR-216S	Double Wall, 4", 15 gallons	22.6"	30 lbs.	146 lbs.	None

Replacement Parts

494554	Lid & Seal, Slimline
494118A	Pull/Push Drain Valve Kit w/Filter
494602EVR	-215A Primary Bellows Repair Kit
494461EVR	-216A Primary Bellows Repair Kit, No Drain
494550EVR	-215S Primary Bellows Repair Kit
494660EVR	-216S Primary Bellows Repair Kit, No Drain
494552EVR	-215S Secondary Bellows Repair Kit

Test Equipment for Double Wall Series

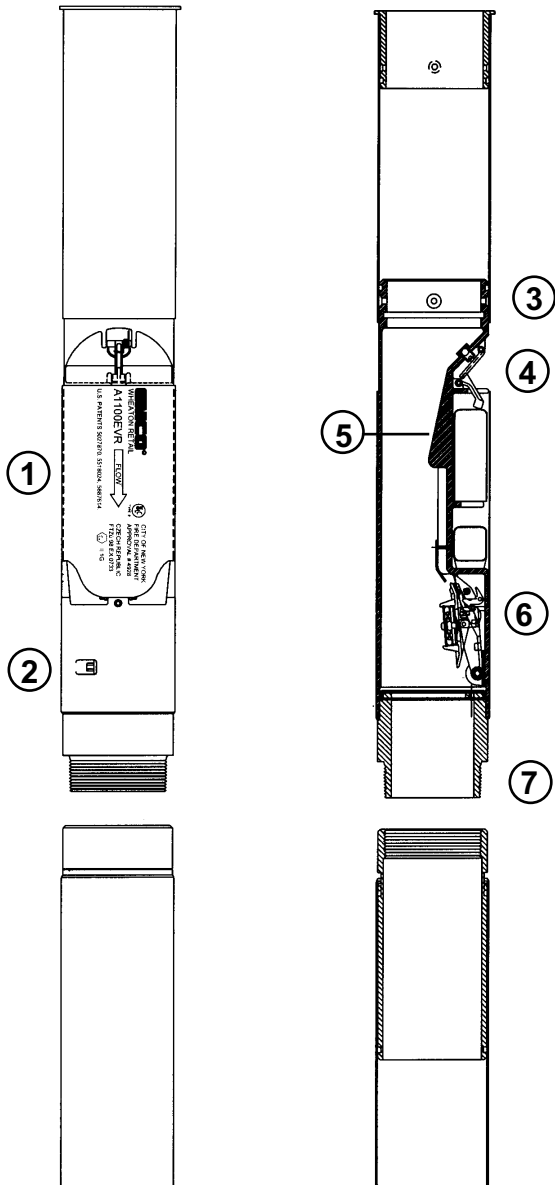
494343	Test Adapter
AI004-210TEST	Vacuum Apparatus w/Test Adapter

Tools

A0081-001C	Wrench, Adapter
A0081-001H	Wrench, Primary Base Removal

Phase I Enhanced Vapor Recovery System

AI100EVR Overfill Prevention Valve



Provides tank with automatic fuel shutoff at 95% capacity

- 1 Floats contained in protective sleeve**
Insures damage-free installation & removal. No hinged legs or exposed floats to hang up.
- 2 Plug socket**
Allows manual testing of flapper valve assembly in field.
- 3 Top tube-to-valve interface factory welded, sealed and tested for vapor-tight performance**
- 4 Secondary float bleed valve with Viton® seal**
Allows fast hose drainage.
- 5 Diverter fins protect the flapper valve**
Allows damage-free stick gauging at any fluid level.
- 6 Automatic valve resetting function**
Positions flapper out of the flow stream. Allows immediate stick gauging after fill.
- 7 Base of overfill valve is threaded and factory welded to bottom tube incorporating Viton® seals for vapor-tight performance**

- **Aluminum body, HDPE floats, Viton® seals**
- **Straight through design gives highest flow rate**
- **Compatible with all standard fuels**

Viton® is a registered trademark of DuPont Dow Elastomers.



Model No.	Description	Overall Length	Max. Riser Length	Nominal Tank Dia.	Weight
AI100EVR-055	Dual Point	13 ft.	4.6 ft.	8 ft.	24 lbs.
AI100EVR-056	Dual Point	15 ft.	5.5 ft.	10 ft.	24 lbs.
AI100EVR-057	Dual Point	18 ft.	6.2 ft.	12 ft.	27 lbs.
AI100EVR-058	Dual Point	21 ft.	9.5 ft.	12 ft.	30 lbs.

Custom lengths available upon request

Accessories
566675 Drilling Fixture